

## Puppy-Small to Medium - majhne pasme

### Popolna hrana za odraščajoče mladiče


Teža psa v kg	gramov / dan			
	3-13 tednov	14-26 ted.	27-39 ted.	40-52 ted.
1-5 kg	65-225	55-185	45-160	40-135
6-10 kg	260-380	210-305	185-270	155-230
11-15 kg	415-520	330-415	290-360	245-310
16-20 kg	545-645	435-520	380-450	325-390
21-30 kg	670-875	535-700	470-615	400-525
31-40 kg	900-1085	715-870	625-760	535-650
41-50 kg	n/a	885-1025	775-900	665-770



## Puppy-Large Breed - velike pasme

### Popolna hrana za odraščajoče mladiče

Teža psa v kg	gramov / dan				
	6-11 ted.	3-4 mes.	5-7 mes.	8-12 mes.	13-24 mes.
2.5 kg	160-250				
2.5-5 kg	250-400				
6-10 kg	400-575	350-525			
1-15 kg	575-700	525-650	375-450		
16-20 kg	700-900	650-850	450-600		
21-30 kg		850-950	600-700	500-600	
31-40 kg		950-1050	700-900	600-700	575-650
41-50 kg			900-1000	700-800	650-700
51-60 kg				800-900	700-800
61-70 kg				900-1000	800-900
71-80 kg					900-1000
81-90 kg					1000-1100
91-100 kg					1100-1200



## Adult-Small to Medium - majhne in srednje velike pasme

Teža psa v kg	gramov / dan
1-5 kg	30-95
6-10 kg	105-160
11-15 kg	170-215
16-20 kg	225-265
21-30 kg	275-360
31-40 kg	370-445
41-50 kg	445-525
51-60 kg	535-605
61-75 kg	615-715
+75 kg	+45 g / 5 kg



## Adult-Large Breed - velike pasme


Teža psa v kg	gramov / dan
21-30 kg	365-485
31-40 kg	485-565
41-50 kg	565-635
51-60 kg	635-690
61-70 kg	690-750
71-80 kg	750-850
80 kg +	+20 g / 5 kg



## Adult-Light

## Popolna hrana za manj aktivne pse in pse s povečano telesno težo

Teža psa v kg	gramov / dan	
	vzdrževalna dieta	redukcijska dieta
1-5 kg	45-120	25-85
6-10 kg	120-185	85-120
11-15 kg	185-260	120-185
16-20 kg	260-305	185-245
21-30 kg	305-410	245-295
31-40 kg	410-505	295-360
41-50 kg	505-590	360-440
51-60 kg	590-680	440-510
61-75 kg	680-810	510-590
+75 kg	+50 g / 5 kg	+40 g / 5 kg



## Adult Performance

### Močnejša hrana za aktivne, razstavne in delovne pse

Teža psa v kg	gramov / dan
1-5 kg	25-90
6-10 kg	100-150
11-15 kg	160-205
16-20 kg	215-255
21-30 kg	265-350
31-40 kg	360-435
41-50 kg	445-515
51-60 kg	525-595
61-75 kg	605-705
75 kg+	+ 45 g / 5 kg




## Lamb & Rice Adult in Puppy

### Popolna hrana za pse z beljakovinami ovčetine kot alternativa za kožo in dlako

Odrasli psi:

Teža psa v kg	gramov / dan
1.5 - 5.5 kg	40-100
5.5 - 9.5 kg	100-155
9.5 - 15.5 kg	155-220
15.5 - 22.5 kg	220-295
22.5 - 33.5 kg	295-395
33.5 - 45.5 kg	395-495
45.5+	+50 g / 5 kg



Teža mladička	6 - 8 tednov	8-12 tednov	3-4 tednov	4-6 tednov	6- 9 tednov	9-12 tednov
2.5 kg	50g	65g	70g	65g	60g	50g
2.5-5 kg	50-65g	65-90g	70-110g	65-110g	60-105g	50-90g
5-7.5 kg	65-80g	90-125g	110-140g	110-150g	105-150g	90-130g
7.5-10 kg	80-95g	125-145g	140-180g	150-185g	150-185g	130-170g
10-15 kg	95-140g	145-205g	180-235g	185-245g	185-245g	170-230g
15-20 kg	140-175g	205-265g	235-310g	245-320g	245-320g	230-300g
20-25 kg	175-195g	265-300g	310-350g	320-370g	320-380g	300-360g
25-30 kg	195-205g	300-320g	350-390g	370-400g	380-410g	360-390g



## Fish & Rice Adult

### Popolna hrana za pse z ribjimi beljakovinami za moč in energijo

Odrasli psi:

Teža psa v kg	gramov / dan
2.5 - 5.0 kg	50-90
5.0 - 7.5 kg	90-120
7.5 - 10.0 kg	120-150
10.0 - 12.5 kg	150-170
12.5 - 15.0 kg	170-200
15.0 - 17.5 kg	200-220
17.5 - 20.0 kg	220- 250
20.0 - 22.5 kg	250 - 270
22.5 - 25.0 kg	270 - 290
25.0 - 30.0 kg	290 - 330
30.0 - 35.0 kg	330 - 380
35.0 - 40.0 kg	380 - 420
40.0 - 45.0 kg	420 - 450
45.0 - 50.0 kg	450 - 490
50.0 - 60.0 kg	490 - 560 g
60.0 - 70.0 kg	560 - 630 g
70.0 - 80.0 kg	630 - 700 g



## CHICOPEE SENIOR

### Popolna hrana za odrasle pse

Teža psa v kg	gramov / dan
1-5 kg	35-105
6-10 kg	120-175
11-15 kg	185-240
16-20 kg	260-295
21-30 kg	305-400
31-40 kg	410-495
41-50 kg	505-580
51-60 kg	590-670
61-75 kg	680-790
75 kg+	+50 g / 5 kg



Ekskluzivni uvoznik in distributer:



**Hana-Ana d.o.o.**

Trgovina, uvoz-izvoz  
Zadobrova 39C, 3212 ŠKOFJA VAS  
Tel: 03/ 42 50 753  
Fax: 03/ 42 50 755

E-mail: [info@hana-ana.si](mailto:info@hana-ana.si)

[www.hana-ana.si](http://www.hana-ana.si)